

# WOODWORKING FOR WILDLIFE

## — TURTLE & DUCK LOAFING PLATFORM —



PHOTO BY JAMES L. CUMMINS

This platform will work very well along sheltered lakeshores and small ponds as a loafing and sunning site for turtles, wood ducks, mallards and blue-winged teal. These sites are important because they are relatively safe from predators. Strategically placed platforms can provide enjoyable viewing opportunities.


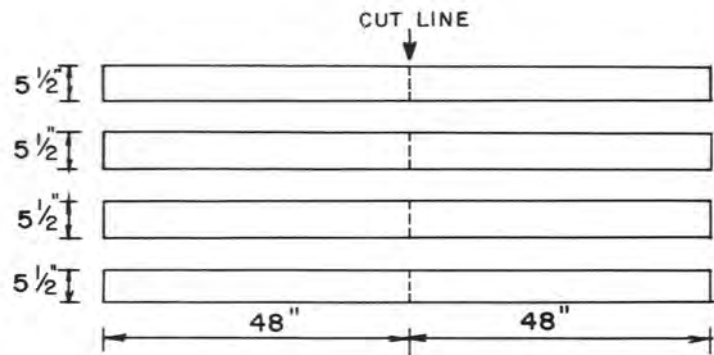
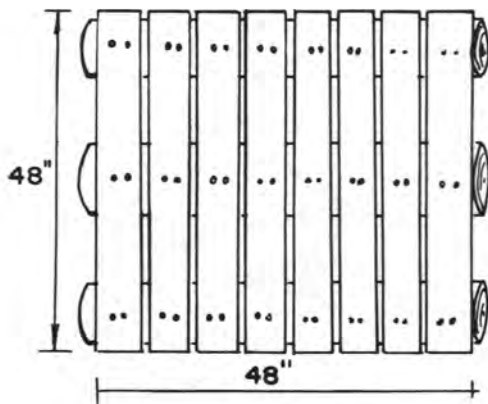
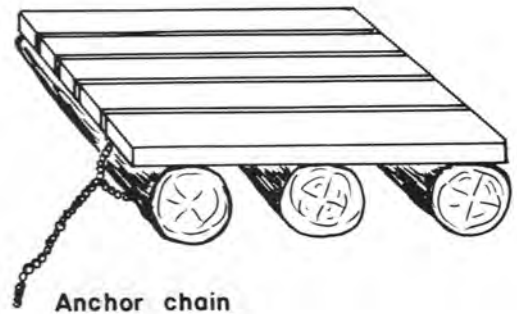
The floating platform requires three 4-foot

lengths of 8" diameter utility poles. Lay the posts parallel in order to make a 4'x4' platform on top of the posts. Nail 4-foot lengths of 2"x6" boards perpendicular to the direction of the posts. Space the boards about 1" apart. In this structure, the use of treated lumber is acceptable.

The platform should be placed in 2 to 4 feet of water. A length of welded link chain

should be bolted around the posts on opposing corners of the platform. Each chain should be 3 feet longer than the depth of the water from the high water mark to the bottom. Each chain should be bolted to an 8"x8"x16" concrete foundation block. The double anchor blocks are dropped about 6 feet apart to prevent the platform from constantly pivoting with the wind.

**MATERIALS:** One 8" diameter cedar or treated pine pole - 12' long  
Four 2" x 6" x 8" boards



Plans from *Woodworking for Wildlife*  
Compiled by the  
Arkansas Game and Fish Commission  
and  
Arkansas Forestry Association